

Note: Key data/information in this sample page is hidden, while in the report it is not.

Figure 6-1 Output and capacity of gibberellic acid technical in China, 2008-2010

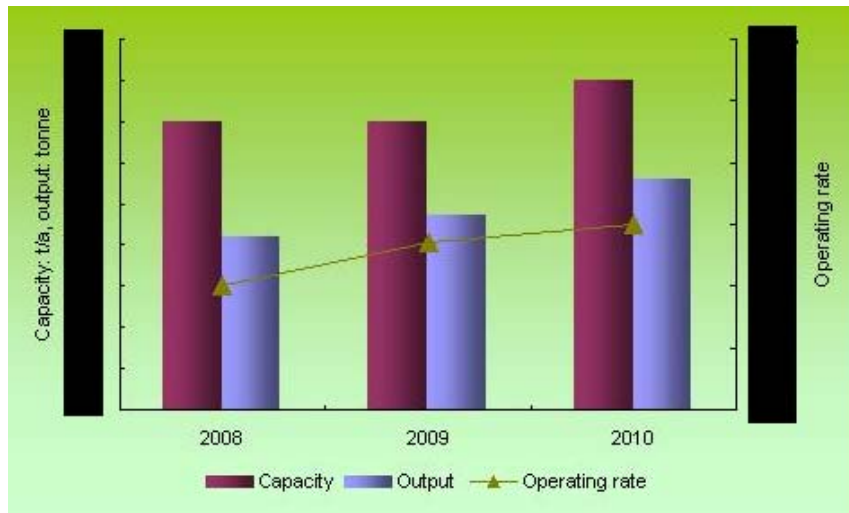


Figure 8-1 Average price of gibberellic acid 90% TC in China, 2006-2010

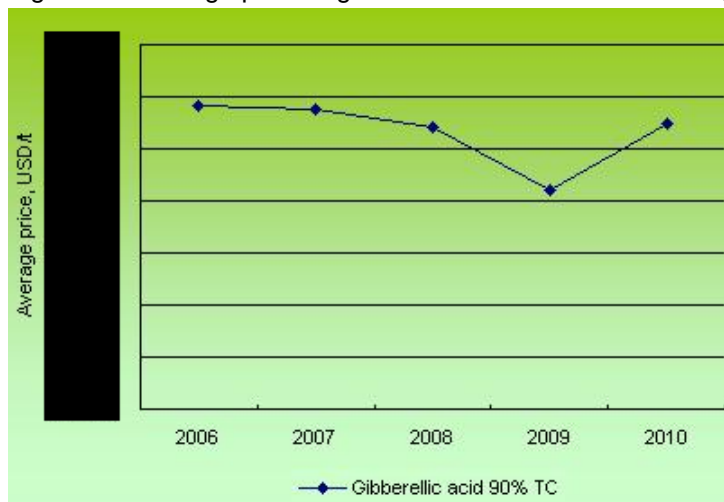


Figure 9-1 Consumption structure of gibberellic acid by crops in China, 2010

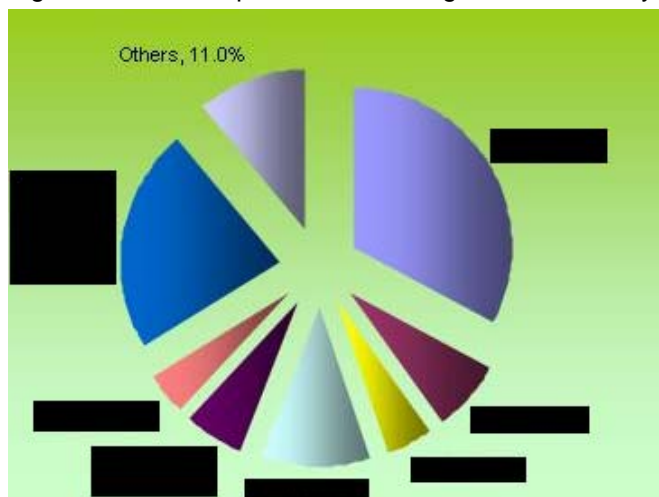


Figure 9-2 Consumption situation of gibberellic acid by crops in China, 2008-2010

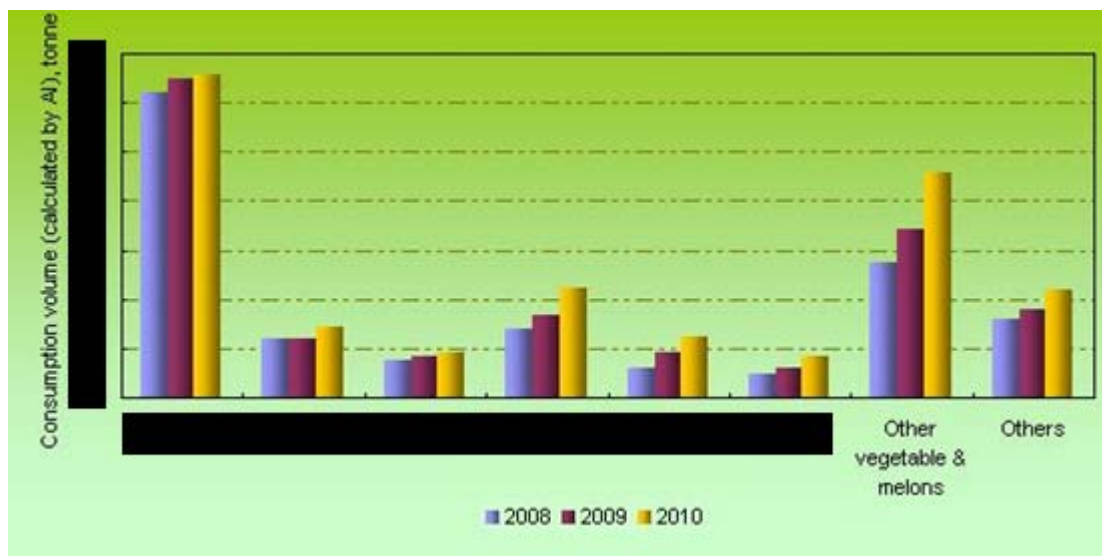


Table 9-1 Domestic consumption situation of main gibberellic acid formulations (volume and value), 2008-2010

Year	Market volume, t		Market value, '000 USD
	XXX% JJF	Market volume by AI	XXX% JJF
2008	XXX	XXX	14,846
2009	XXX	XXX	XXX
2010	XXX	XXX	XXX

Figure 10-1 Output forecast of gibberellic acid technical in China, 2011-2015

